

# SPIDER 15.70

TRACKED AERIAL WORKING PLATFORMS

EN



**PL** / **TFORM**  
**B A S K E T**

RAISING THE STANDARD

*Made in Italy*



# SERIES SPIDER 15.70

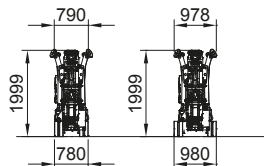
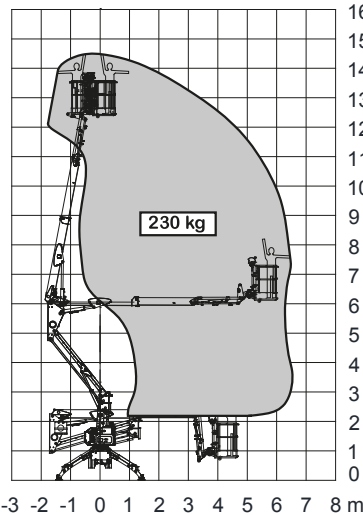
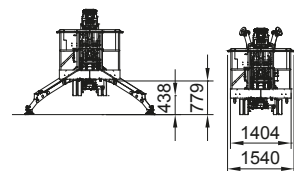
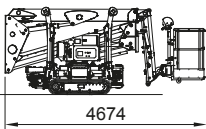
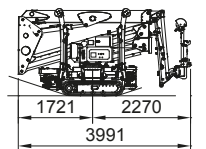
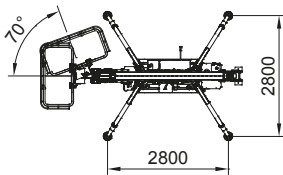
The most advanced technology for a lightweight and compact platform

- Available as Three-phase motor + lithium-ion batteries or fully electric battery version
- 230 kg load capacity in the basket, without any restrictions
- RADIO-type remote control with DISPLAY in standard production
- Compact, 3x3 m ground footprint and automatic stabilisation in standard production

- Diagnostic display on the ground panel and PBT (Platform Basket Telematics)
- Double articulation for excellent obstacle clearance and vertical wall movement with constant distance
- Total protection at the base of the platform with steel casing
- Air/water and 230Vac sockets in the basket in standard production
- **Lightweight and compact, ideal for light trailer transport**
- Optional interchangeable hydraulic winch with 250 kg load capacity



campbelldv.com 4372



TECHNICAL SPECIFICATIONS		STD	E	ED
Maximum working height	m		14,50	
Floor height	m		12,50	
Maximum side outreach	m		6,50	
Rotation angle of the tower	°		360	
Aluminium basket dimensions	m		1,50 x 0,70	
Basket rotation angle	°		70°	
Maximum capacity of basket	Kg		230	
Length closed (basket disassembled)	m		4,67 3,99)	
Minimum width closed	m		0,79	
Minimum height closed	m		1,99	
Overall dimensions Stabilization	m		2,80 x 2,80	
Maximum horizontal inclination	degrees/%		18°	
Maximum side inclination	degrees/%		18°	
Maximum speed	Km/h	2,0	2,0	2,0
<b>WEIGHTS</b>		<b>STD</b>	<b>E</b>	<b>ED</b>
Weight in work conditions*	Kg	1950*	2100*	2100*
Ground pressure stowed machine	KN/m²	2,0	2,9	2,9
Ground pressure when on stabilizers	KN/m²	2,5	2,7	2,7
Max point load on one stabilizer	KN	11,9	11,9	11,9
<b>POWER</b>		<b>STD</b>	<b>E</b>	<b>ED</b>
HONDA Igx 390 motor	CV/KW	12/3600	-	-
Electric motor 220 Vac	CV/KW	3/2,2	3/2,2	-
Electric motor 24 Vdc	CV/KW	-	5,4/4	5,4/4
Traction battery capacity	Ah	-	300	200

\* Subject to change depending on configuration.