

RR 19/500



PL/TFORM
B A S K E T

RAIL ROAD ACCESS PLATFORM

Made in Italy



RR 19/500

The new **RR19/500** is the latest model recently developed by Platform Basket to make elevated rail maintenance extremely easy, even in the most extreme conditions.

The project is designed to offer an extremely versatile piece of equipment with a total weight of 20 tons and capable of working on railways up to a useful height of 19 m with 500 kg payload and 3 people on board.
RR19/500 offers the possibility to have a self-propelled platform for both railway and civil work.

The structure of the RR19/500 consists of a base designed on rubber wheels for on- and off-road use that offers excellent traction on the ground in any terrain conditions, thanks to the 4WD and 4WS system with crab steering and double steering, to reduce the steering radius and improve rail alignment.

The base car also offers a system of 2 hydraulically controlled rollers that allow the positioning of the machine from rubber wheels to rail wheels.

The transmission is made with independent motor-wheels both for the control of the road wheels and for the transmission on the rail wheels. Each drive wheel is equipped with a negative brake to ensure that the equipment stops in any condition where there is no driving power.
In combination with a two-speed system, the RR19/500 can be used at speeds of up to 15 km/h on rail and 5 km/h on road.

Power is provided by a 55.9 kW endothermic diesel engine, which is already EuV approved. The machine is equipped with an 8 kW endothermic emergency motor, which allows low-speed movement and recovery of the machine in case of failure of the main engine.

On request, it can also be equipped for fully electric operation with lithium-ion batteries to make the equipment suitable for use in large tunnels, inside buildings such as hangars, etc.

The upper structure consists of a 360° rotating turret with automatic levelling of the basket and turret even in the presence of railway inclination (CANT) up to 200 mm with 1435 mm gauge. This feature, common to all machines in the RR family, allows optimization of working diagrams and greater comfort in using the machine.

Its telescopic arm with jib make it extremely suitable for entering and exiting the railroad even in the presence of a road open to traffic.

A big reach & maximum cage capacity, for aerial works on rail.

Handling on the road, loading/unloading the machine from transport and placing it on the railway can be controlled either from on-board or via the practical mobile console worn by the operator on the ground.

The ergonomics of the control module are easy to use by means of joysticks, levers and an intuitive display.

The all-steel aerial basket offers sufficient working space with the possibility of accommodating 3 people on board plus equipment (500kg). Through a sequence of copper braids located between the various joints of the platform, ensure bonding between the basket and the railway track.

Main fields of use

- In the civil and industrial sectors, it allows construction and maintenance work at high level even with heavy loads in the basket
- Rail access for heavy maintenance work at high level and railway power lines in general.
- In working conditions where it is necessary to work without pollutant and noise emissions thanks to the equipment provided with Lithium-ion batteries to allow clean energy with zero emissions.

Benefits:

- 500 kg load capacity in the basket
- 19 m working height
- 12.50 m side outreach
- 3-operator basket
- Self-levelling platform on railway curve (CANT) and road slope
- Independent drive on rubber wheel and rail wheel
- Hatz diesel engine 55.9 kW EuV
- Possibility of ground handling via radio remote control
- Wide range of accessories and customization according to the country of certification





Accessories:

- 220 Vac/ 5 kW generator with socket on the ground and in the basket and which can also allow self-charging with the lithium battery option.
- 3064PB measuring pole that allows measurement and maintenance of the power line up to 6400 mm height from the rail
- Galvanized basket
- Braking for support carriages up to 10T (where allowed by certification)
- Electric version with lithium batteries replacing the secondary endothermic motor. Version specially designed for work in environments where noise and pollution are prohibited.
- Multi-gauge version



Enlarged basket with 16% more usable space than the standard one



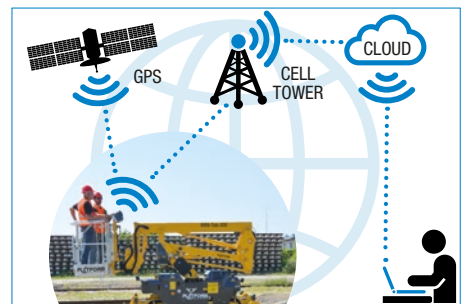
Ergonomic and intuitive remote control unit enable the easy movements of all machine functions.



Front camera for viewing even hidden spots



Anemometer for monitoring and warning that the maximum permissible wind speed (45km/h) has been reached



Tele-diagnostics and Geo-location (on request). Device installed on board the equipment that allows it to be remotely accessed by personnel to maintain the efficiency of the platform.

RR 19/500

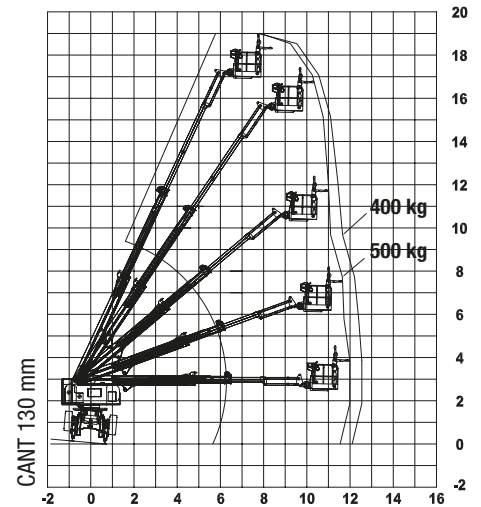
Technical specifications (1435 mm gauge)

Max working height (static)	19 m
While driving (dynamic)	11.5m
Max. lateral outreach (static)	12,6 m

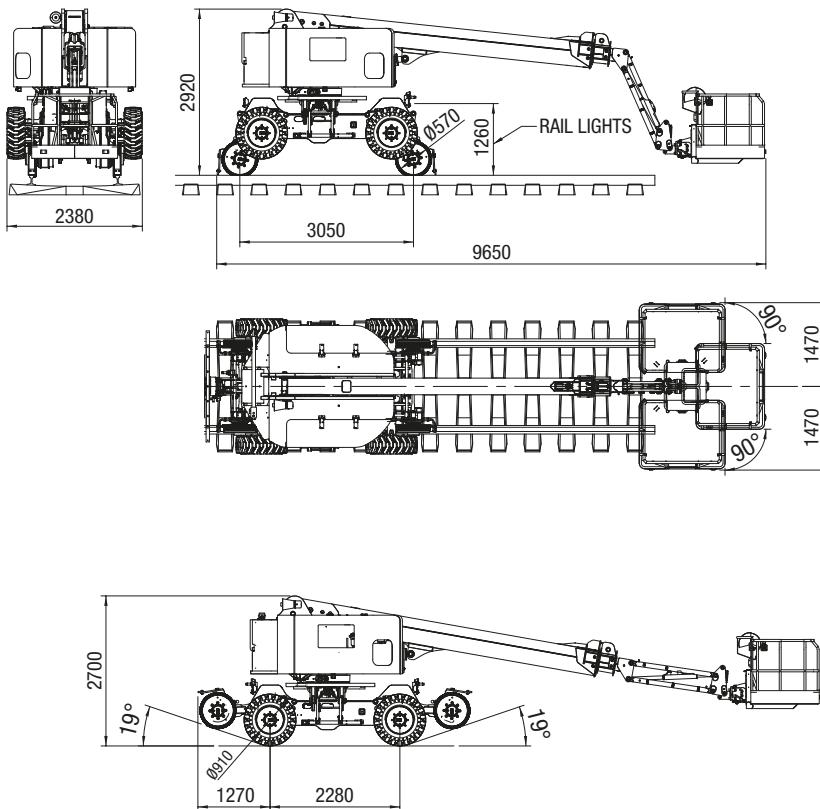
Rotation angle (mech. Set up)	deg 180° + 180°
Basket rotation	deg 90° + 90°
Length in stowed position	9,60 m
Min. stowed width	2,40 m
Min. stowed height	2,70 m (Road) – 3,00 (Rail)
Weight	19500 kg
Max driving speed in travelling mode on railway	15 km/h (Rail)
Max travelling speed in working mode on railway	5 km/h (Rail)
Max driving speed in travelling mode on tracks	5 km/h (Road)
Max travelling speed in working mode on tracks	2 km/h (Road)
Minimum turning radius (Rail)	<40 m
Max turning slope (CANT)	200 mm
Main engine power	55.9 kW (76 Hp) – EuV engine
Basket SWL	500 kg
Max allowed wind speed	45 km/h



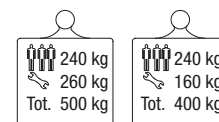
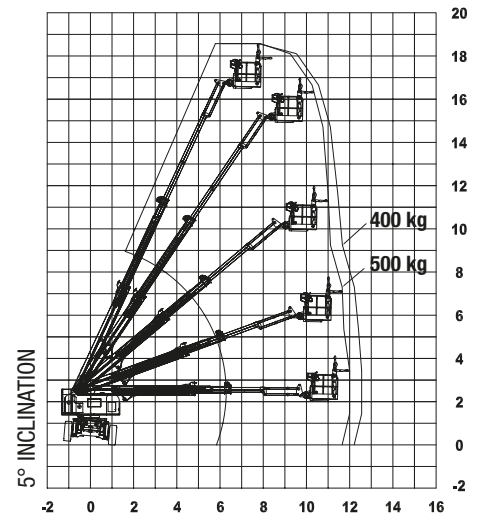
On the railway envelope



Overall dimensions when on tracks



On the road envelope



PLATFORM BASKET
Via Montessori, 1 - 42028 Poggio - RE - Italy
Tel. +39 0522 967666 - Fax +39 0522 967667
info@platformbasket.com



VIDEO PROFILE